

# Kalpataru Engineering Ltd.

18, Rabindra Sarani Poddar Court, Gate No. 4, 4th Floor, Room No. 4 Kolkata-700001

CIN No. L27104WB1980PLC033133; Website: [www.kalpataruengineering.co.in](http://www.kalpataruengineering.co.in)

Email ID: [kalpataruenggltd@gmail.com](mailto:kalpataruenggltd@gmail.com); Phone: 8820458360

---

Date: 7<sup>th</sup> November, 2023

To,  
The Calcutta Stock Exchange Limited  
7, Lyons Range,  
Kolkata- 700 001

**Subject: Compliance under Regulation 47 of the Securities and Exchange Board of India (Listing Obligations and Disclosure Requirements), Regulations, 2015 ("Listing Regulations")**

CSE Scrip Code: 021104

Dear Sir,

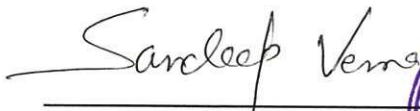
Pursuant to Regulation 47 of the Securities and Exchange Board of India (Listing Obligations and Disclosure Requirements), Regulations, 2015 ("Listing Regulations"), please find enclosed herewith the copy of the newspaper publication of the Company to, inter-alia, consider and approve the Unaudited Financial Results of the Company for the 2<sup>nd</sup> Quarter and half year ended September 30, 2023 published in the following editions:

1. Financial Express — English Newspaper
2. Sukhabar — Bengali Newspaper


Please take the same on your record and acknowledge the receipt of the same.

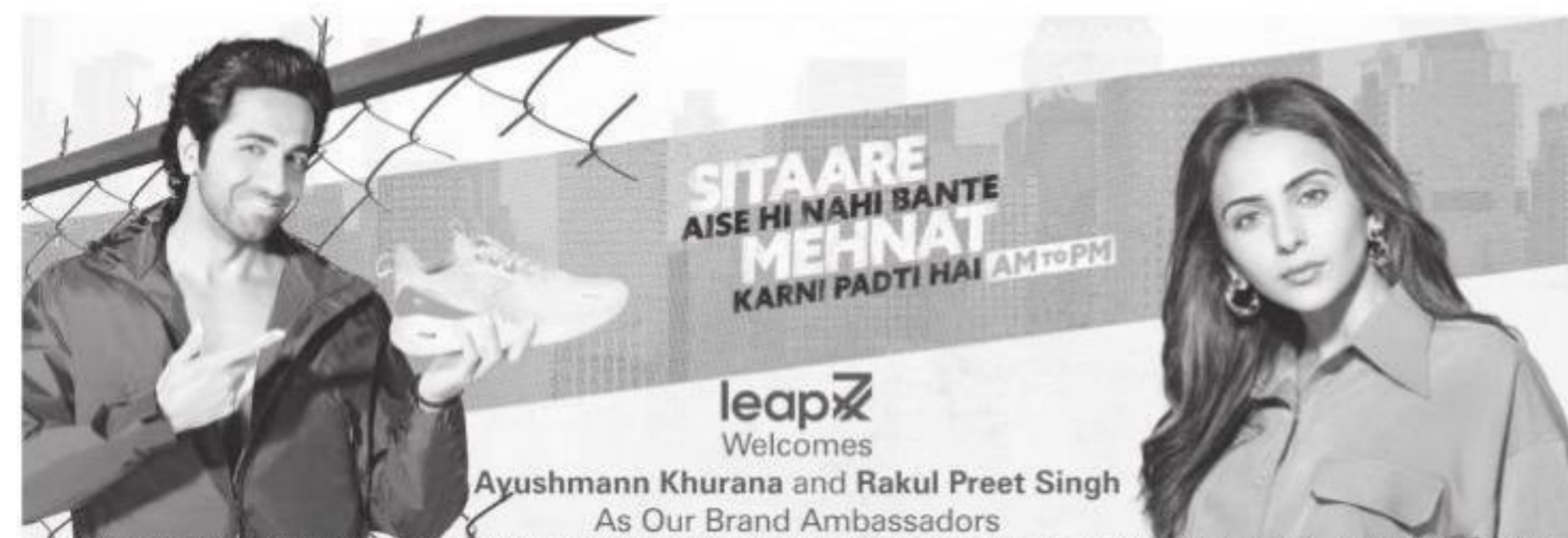
Thanking You.  
Yours Faithfully,

For Kalpataru Engineering Limited



Sandeep Verma  
Company Secretary  
M. No. 046612





**EXTRACT OF THE STATEMENT OF UNAUDITED FINANCIAL RESULTS FOR THE 2ND QUARTER AND HALF YEAR ENDED 30TH SEPTEMBER, 2023**

Sr. No.	Particulars	3 Months ended 30th September, 2023	Preceding 3 Months ended 30th June, 2023	Corresponding 3 Months ended in the previous year 30th September, 2022	Half Year ended on 30th September, 2023	Corresponding Half Year ended on 30th September, 2022	Year ended 31st March, 2023
		Unaudited	Unaudited	Unaudited	Unaudited	Unaudited	Audited
1	Total income from operations	17,178.99	14,335.50	16,850.84	31,514.49	32,972.94	65,432.70
2	Net Profit / (Loss) for the period (before Tax, Exceptional and/or Extraordinary Items)	385.40	452.46	801.33	837.86	1,562.78	1,815.42
3	Net Profit / (Loss) for the period before Tax (after Exceptional and/or Extraordinary Items)	378.73	453.55	804.52	832.28	1,559.99	1,785.47
4	Net Profit / (Loss) for the period after tax (after Exceptional and/or Extraordinary Items)	264.09	334.93	587.60	599.02	1,134.94	1,291.12
5	Total Comprehensive Income for the period (Comprising profit/(Loss) for the period (after tax) and other comprehensive income (after tax))	264.09	334.93	587.60	599.02	1,134.94	1,342.59
6	Paid up Equity Share Capital (face value of Rs. 10/- each)	1,704.00	1,704.00	1,704.00	1,704.00	1,704.00	1,704.00
7	Reserves (excluding Revaluation Reserve) as shown in the Audited Balance Sheet of the previous year	-	-	-	-	-	18,112.93
8	Earning Per Share (of Rs. 10/- Each) (Not Annualised) (for continuing and discontinued operations) (Basic & Diluted)						
	Basic :	1.55	1.97	3.45	3.52	6.66	7.88
	Diluted :	1.55	1.97	3.45	3.52	6.66	7.88

Note:-(a) The above is an extract of the detailed format of Unaudited Financial Results of the Company for the 2nd Quarter and Half Year ended 30th September, 2023, as filed with the Stock Exchanges under Regulation 33 of the SEBI (Listing Obligations and Disclosure Requirements) Regulations, 2015. The full format of the above Quarterly and Half Yearly Financial Results are available on the Stock Exchange websites (www.nseindia.com and www.bseindia.com) and on the website of the Company (www.libertyshoes.com)

Place: New Delhi  
Date: Monday, 6th November, 2023

**LIBERTY**

For and on behalf of Board of Directors  
Shammi Banal  
Whole Time Director (Executive Director)  
DIN: 00138792

Registered Office: Libertypuram, 13th Milestone, G.T. Karnal Road, Kutail, P.O. Bastara, Dist. Karnal - 132114, Haryana  
Corporate Office: Ground Floor, Building No. 8, Tower A, DLF Cyber City, Phase - II, Gurugram - 122002, Haryana  
E-mail id: investorcare@libertyshoes.com, Website: www.libertyshoes.com  
CIN: L19201HR1986PLC 033185

**ASHIANA HOUSING LTD.**  
CIN: L70109WB1986PLC040864  
Regd. Off. : 5F, Everest, 46/C, Chowringhee Road, Kolkata – 700 071  
Head Off. : Unit No. 4 & 5, Ilrd Floor, Southern Park, Plot No. D-2 Saket District Centre, New Delhi -110 017  
Website: www.ashianahousing.com  
Email: investorrelations@ashianahousing.com

**PUBLIC NOTICE**

This is to inform to all concerned that the company has received request along with necessary indemnity bond and affidavit from shareholder(s) of the company to issue duplicate share certificate in lieu of the lost share certificate, details of which is given herein below:

Sl. No.	Name of Regd. Shareholder	L.F. No.	Share Certificate No.	Distinctive No.	No. of Shares
1.	Satya Brat Bhadani	0017992	3515	6492501-6501250	8,750

Since the company is in the process of issuing duplicate share certificate, any person who has objection on such issue, may lodge his objection within 15 days from the date of appearance of this advertisement to the company or its Registrar M/s. Beetal Financial & Computer Services Pvt. Ltd., Beetal House, 99, Madangir, Behind Local Shopping Centre, Near Dada Harsukh Dass Mandir, New Delhi-110 062.

For Ashiana Housing Ltd.  
Sd/-  
Nitin Sharma  
(Company Secretary)

Place : New Delhi  
Date : 07th November, 2023

**KALPATARU ENGINEERING LIMITED**  
CIN No: L27104WB1980PLC033133  
18, RABINDRA SARANI, PODDAR COURT, GATE NO.4, 4TH FLOOR, ROOM NO.4, KOLKATA-700001  
UNAUDITED FINANCIAL RESULTS FOR THE 2ND QUARTER AND HALF YEAR ENDED ON 30TH SEPTEMBER 2023

PARTICULARS	Quarter ending (30/09/2023)	Corresponding 3 months ended in the previous year (30/09/2022)	Previous Year ended (31/03/2023)
Total income from operations (net)	11.07	32.46	409.62
Net Profit/ (Loss) from Ordinary Activities after tax	2.150	0.950	4.320
Net Profit/ (Loss) for the period after tax (after Extraordinary items)	2.150	0.950	4.320
Equity Share Capital	1,821.34	1,821.34	1,821.34
Reserves (excluding Revaluation Reserve as shown in the balance sheet of previous year)	-	-	-
Earning Per Share (of Rs. 10/-each)			
Basic	0.012	0.005	0.024
Diluted	0.012	0.005	0.024

**NOTE:**  
The above is an extract of the detailed format of Quarterly Financial Results filed with the Stock Exchange under Regulation 33 of the SEBI (Listing and Other Disclosure Requirements) Regulations, 2015.

KALPATARU ENGINEERING LTD.  
Sd/-  
SAILEEN ROY  
Whole-time Director

Place: Kolkata  
Date: 06.11.2023

**Fusion Micro Finance Limited**  
(Formerly Fusion Micro Finance Private Limited); CIN: L65100DL1994PLC061287  
Registered Office : H-1, C Block, Community Centre, Naraina Vihar, New Delhi-110028  
Corporate Office: Plot no. 86, Institutional Sector 32, Gurugram, Haryana- 122001  
Contact Person: Deepak Madaan, Company Secretary and Chief Compliance Officer; Tel: +91-124-6910500  
E-mail: companysecretary@fusionmicrofinance.com; Website: www.fusionmicrofinance.com

**Extract of Unaudited Financial results for the quarter and half year ended September 30, 2023**  
(₹ in crore unless otherwise stated)

S. No.	Particulars	Quarter ended		Six months ended		Year ended 31st March 2023
		September 30, 2023	June 30, 2023	September 30, 2023	September 30, 2022	
		Unaudited	Unaudited	Unaudited	Unaudited	
1	Total Income from Operations	546.64	531.07	439.69	1,077.71	782.41
2	Net Profit for the period (before Tax, Exceptional and/or Extraordinary Items)	165.59	159.46	126.08	325.05	226.21
3	Net Profit for the period before tax (after Exceptional and/or Extraordinary Items)	165.59	159.46	126.08	325.05	226.21
4	Net Profit for the period after tax (after Exceptional and/or Extraordinary Items)	125.69	120.46	95.06	246.15	170.16
5	Total Comprehensive Income for the period (Comprising Profit for the period (after tax) and Other Comprehensive Income (after tax))	126.33	120.70	95.61	247.03	171.14
6	Paid up Equity Share Capital (Face value of ₹ 10/- each)	100.48	100.38	82.81	100.48	82.81
7	Reserves (excluding Revaluation Reserve)	834.95	706.46	371.94	834.95	371.94
8	Securities Premium Account	1,641.50	1,638.60	1,058.91	1,641.50	1,058.91
9	Net worth	2,576.93	2,445.44	1,513.66	2,576.93	1,513.66
10	Paid up Debt Capital / Outstanding Debt	7,527.90	7,188.00	6,546.59	7,527.90	6,546.59
11	Outstanding Redeemable Preference Shares	-	-	-	-	-
12	Debt Equity Ratio	2.92	2.94	4.33	2.92	4.33
13	Earnings Per Share (face value of ₹ 10/- each) (not annualised for quarter ended)					
	1. Basic:	12.52	12.00	11.48	24.52	20.56
	2. Diluted:	12.43	11.93	11.36	24.35	20.33
14	Total debts to total assets	0.72	0.72	0.79	0.72	0.79
15	Net profit margin (%)	22.00%	21.79%	21.02%	21.90%	20.94%
16	Capital Redemption Reserve	NA	NA	NA	NA	NA
17	Debt Redemption Reserve	NA	NA	NA	NA	NA
18	Debt Service Coverage Ratio	NA	NA	NA	NA	NA
19	Interest Service Coverage Ratio	NA	NA	NA	NA	NA

**Notes:**

- The above results have been reviewed by Audit committee and approved by Board of Directors at their respective meetings held on November 06, 2023 in accordance with requirement of the Regulation 33 and Regulation 52 read with Regulation 63(2) of the SEBI (Listing Obligations and Disclosure Requirements) Regulations, 2015 ("Listing Regulations, 2015"). The results for the quarter and half year ended September 30, 2023 are reviewed by the Statutory Auditors of the Company.
- The above is an extract of the detailed format of quarterly results filed with the Stock Exchanges under Regulation 33 and Regulation 52 read with Regulation 63(2) of the SEBI (Listing Obligations and Disclosure Requirements), Regulations 2015. The full format of the quarterly and half yearly financial results are available on the stock exchange website's i.e. National Stock Exchange (www.nseindia.com) and BSE Limited (www.bseindia.com) and can be accessed on the website of the Company (www.fusionmicrofinance.com).
- For the items referred in Regulation 52 (4) of the SEBI (Listing Obligations and Disclosure Requirements), Regulations 2015, the pertinent disclosures have been made to the Stock Exchanges i.e National Stock Exchange of India Limited - www.nseindia.com, BSE Limited - www.bseindia.com and can be accessed on the Company's website i.e. www.fusionmicrofinance.com.
- Previous periods/year figures have been regrouped / rearranged wherever necessary to conform with current period's classification.

For and on behalf of the Board of Directors of  
Fusion Micro Finance Limited  
Sd/-  
Devesh Sachdev  
MD & CEO  
DIN: 02547111

Place: Gurugram  
Date : November 06, 2023

**HINDCON CHEMICALS LIMITED**  
CIN :- L24117WB1998PLC087800  
Registered Office :- 62B, Braunfeld Row, 1st Floor, Kolkata – 700 027  
Email id :- contactus@hindcon.com , Website :- www.hindcon.com

**EXTRACT OF UNAUDITED FINANCIAL RESULTS FOR THE QUARTER AND HALF YEAR ENDED 30TH SEPTEMBER, 2023**  
(₹ in Lakhs)

Sl. No.	Particulars	STANDALONE				CONSOLIDATED			
		Quarter Year Ended 30.09.2023 Unaudited	Year to Date as on 30.09.2023 Unaudited	Corresponding 3 months ended in the previous year 30.09.2022 Unaudited	Year Ended on 31.03.2023 Audited	Quarter Year Ended 30.09.2023 Unaudited	Year to Date as on 30.09.2023 Unaudited	Corresponding 3 months ended in the previous year 30.09.2022 Unaudited	Year Ended on 31.03.2023 Audited
		1	Total Income from Operations	1,688.43	3,454.72	1,903.05	8,272.35	1,976.59	3,745.09
2	Net Profit for the period (before Tax, Exceptional and/or Extra-ordinary items #)	116.00	457.89	77.83	588.98	123.72	466.66	79.44	602.28
3	Net Profit for the period before tax (after Exceptional and/or Extra-ordinary items #)	116.00	457.89	77.83	588.98	123.72	466.66	79.44	602.28
4	Net Profit for the period after tax (after Exceptional and/or Extra-ordinary items#)	85.67	339.88	58.46	430.96	87.46	342.42	54.47	435.59
5	Total Comprehensive Income for the period (Comprising Profit/ (Loss) for the period (after tax) and Other Comprehensive Income (after Tax))	92.29	353.83	60.07	379.67	153.91	455.19	85.02	377.75
6	Equity Share Capital	1,023.81	1,023.81	1,023.81	1,023.81	767.20	767.20	767.20	767.20
7	Reserves (excluding Revaluation Reserve) as shown in the Audited Balance Sheet of the previous year	-	-	-	2,995.12	-	-	-	3,467.61
8	Earning Per Share (of Rs. 10/- each) (for continuing and discontinued operations) **-								
	Basic	0.84	3.32	0.58	4.21	1.14	4.46	0.71	5.68
	Diluted	0.84	3.32	0.58	4.21	1.14	4.46	0.71	5.68

\*\*Not Annualised except for the year ended March 31, 2023.

**Notes:**

- The above is an extract of the Unaudited Financial Results for quarter ended on 30th September, 2023, filed with the Stock Exchange under Regulation 33 of the SEBI (Listing Obligations and Disclosure Requirements) Regulations, 2015. The full format of the Quarterly and unaudited Financial Results is available on the website of NSE (www.nseindia.com) and on the Company's website (www.hindcon.com).
- The above results were reviewed by the Audit Committee, approved by the Board at its respective meeting held on 6th November, 2023.
- The Company has prepared the Consolidated Financial Statement on quarterly basis and the Consolidated financial figures include Company's Subsidiary, M/s Hindcon Solutions Private Limited.
- The Company does not have Exceptional and Extraordinary items.

For and on behalf of the Board  
Hindcon Chemicals Limited  
Sd/-  
(Sanjay Goenka)  
Chairman & Managing Director  
DIN - 00848190

Place : Kolkata  
Date : November 6, 2023

**RUPA & COMPANY LIMITED**  
CIN: L17299WB1985PLC038517  
Registered Office:  
Metro Tower, 8<sup>th</sup> Floor, 1, Ho Chi Minh Sarani, Kolkata - 700 071  
Email id: connect@rupa.co.in; Web: www.rupa.co.in  
Phone: +91 33 4057 3100; Fax: +91 33 2288 1362

**EXTRACT OF UNAUDITED FINANCIAL RESULTS FOR THE QUARTER AND HALF YEAR ENDED SEPTEMBER 30, 2023**  
(₹ in Lakhs)

Particulars	Standalone				Consolidated			
	Half Year Ended Sep'23	Half Year Ended Sep'22	Quarter Ended Sep'23	Quarter Ended Sep'22	Half Year Ended Sep'23	Half Year Ended Sep'22	Quarter Ended Sep'23	Quarter Ended Sep'22
	Unaudited	Unaudited	Unaudited	Unaudited	Unaudited	Unaudited	Unaudited	Unaudited
Total Income	49,509.35	49,560.05	30,013.35	28,177.72	50,515.96	50,906.41	30,648.80	28,879.25
Net Profit before exceptional items and Tax	3,332.53	3,712.33	2,759.85	2,238.38	3,376.27	3,756.77	2,784.32	2,259.15
Net Profit after exceptional items before Tax	3,332.53	3,712.33	2,759.85	2,238.38	3,376.27	3,756.77	2,784.32	2,259.15
Net Profit after Tax*	2,441.96	2,897.99	2,036.23	1,673.15	2,475.80	2,932.15	2,053.33	1,687.28
Total Comprehensive Income for the period (Net of Tax)	2,447.20	2,909.22	2,038.66	1,679.52	2,480.86	2,942.69	2,055.69	1,693.28
Equity Share capital (Face value ₹ 1/- per Share)	795.24	795.24	795.24	795.24	795.24	795.24	795.24	795.24
Earnings per Share (Basic & Diluted) (Face value ₹ 1/- per Share)	3.07#	3.64#	2.56#	2.10#	3.11#	3.69#	2.58#	2.12#

\* There was no exceptional item during the Quarter and Half Year Ended September 30, 2023  
#Not annualised

**Note :**  
The above is an extract of the detailed format of Quarterly Unaudited Financial Results filed with the stock exchanges under Regulation 33 of the SEBI (Listing Obligations and Disclosure Requirements) Regulations, 2015. The Full format of the Quarterly Unaudited Financial Results is available on the Company's website: www.rupa.co.in and on the Stock Exchanges websites: www.nseindia.com & www.bseindia.com

Kunj Bijhari Agarwal  
Managing Director  
DIN: 00224857

Place: Kolkata  
Date: November 6, 2023

